

for Interiors

SNAKE SIDE DYN WHITE



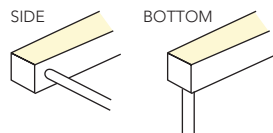
TECHNICAL DATA

WATT/METER	2x8W/m	VOLTAGE	24vdc
LED/METER	224	IP	68
LUMEN/METER @2700K	---	CUT	62.5mm
CCT	2700K - 6500K	AMBIENT TEMP.	-25c ~ +65°c
CRI	>80		

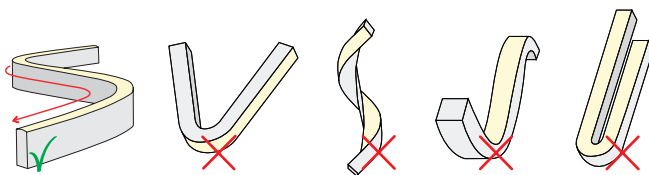
CUSTOM: (IT IS POSSIBLE TO REQUEST)

- A SINGLE CABLE EXIT *
- DIFFERENT TYPES OF CABLE EXIT

*WE SUGGEST TO USE 2 CABLE EXITS FOR LENGTHS GREATER THAN 2000mm



HOW TO BEND



- ✓ CORRECT
- ✗ DO NOT BEND THIS WAY

CODES

SNAKE SIDE DYN WHITE

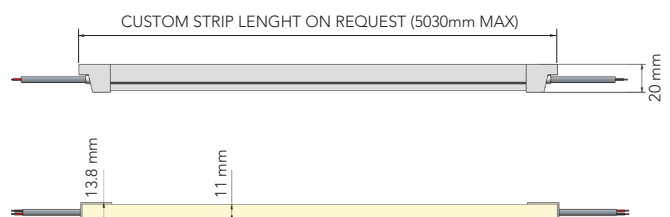
83 SNAKESIDE CUSDYN

INDICATE THE DESIRED LENGHT (mm) IN THE REQUEST

IP68 FLEXIBLE STRIP LED LIGHT LINE FULLY ENCAPSULATED IN POLYURETHANE COMPOUND. RESISTANT TO WATER, UV RADIATION, ABRASION AND CHEMICALS. VERY BRIGHT AND HOMOGENEOUS ILLUMINATION OVER THE ENTIRE LIGHT EMITTING SURFACE ALSO IN CURVE FORM. CLEAR CURVED OR LINEAR LINES AND LIGHT-EMITTING SURFACE ENABLES A FLUSH INSTALLATION IN CEILINGS, WALLS AND FURNITURE. THE SNAKE ARE PROVIDED WITH 40 CM OF CABLE WITHOUT CONNECTORS FROM BOTH SIDES; THE CABLE FEED ENABLES A SHADOW FREE ALIGNMENT.

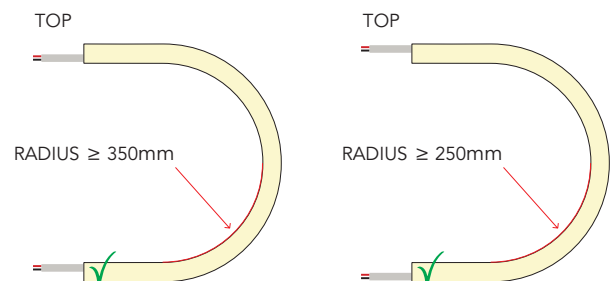
DRAWINGS

STANDARD: 2 SIDE CABLE EXIT - 400mm CABLE ON BOTH SIDES



NOTE: THE CUSTOM LENGHTS YOU PROVIDE HAVE TO BE CHECKED AND CONFIRMED BY US IN ORDER TO PROVIDE THE PRODUCT WITHOUT ANY SHADOW AREAS ON THE ENDS

MAX BENDING RADIUS



DIMMABLE LIGHT



HIGH LIGHT OUTPUT



RESISTANT TO SOLVENTS



UV PROTECTED



TEST REPORT



FC CERTIFIED




ETL CERTIFIED



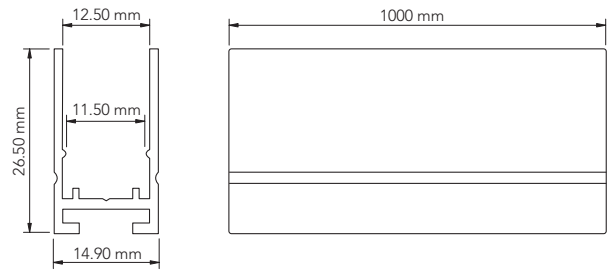
CE CERTIFIED

ALUMINUM MOUNTING PROFILE

PROFILE MATERIAL: ANODIZED ALUMINUM
 STANDARD LENGHT: CUSTOM LENGHT ON REQUEST




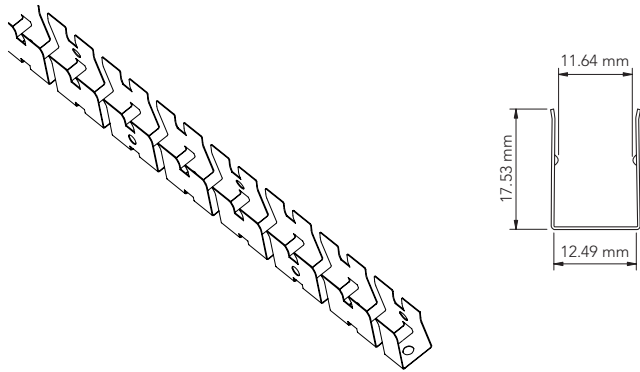
TECHNICAL DATA



CODES

SNAKE SIDE MOUNTING PROFILE (1000mm) **85 SNAKESIDE 1000AAN**

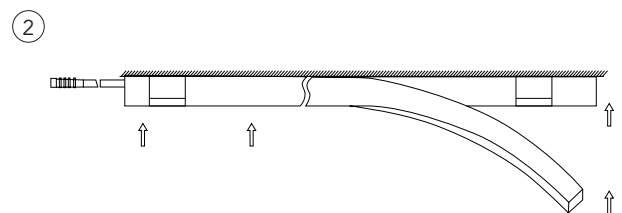
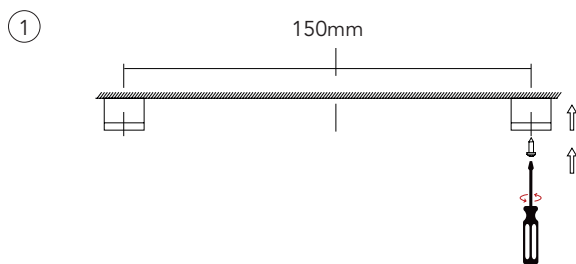
MOUNTING SYSTEM: FLEXIBLE PROFILE FOR BENDING PARTS



CODES

SNAKE SIDE BENDING MOUNTING PROFILE (970mm) **85 SNAKESIDE CUR970SS**

MOUNTING BRACKET



3 STAINLESS STEEL BRACKETS FOR EACH METER OF SNAKE ARE INCLUDED IN THE SHIPMENT, EXTRA BRACKET SET ON REQUEST

CODES

STAINLESS STEEL BRACKETS **85 SNAKESTAF SS SIDE**

WIRING DIAGRAM

