

RETRACTABLE LAMP

for Interiors and Exteriors



OTTO LIFTER M



WIRED POWERED WITH MOVEMENT THROUGH AN ELECTRICAL ACTUATOR.
REMOTE CONTROL ON/OFF/DIMM/UP/DOWN
SUITABLE BOTH FOR YACHT AND VILLA

MATERIALS AND FINISHES

POLISHED AISI 316L STAINLESS STEEL BODY
BOROSILICATED SANDED GLASS

APPLICATIONS

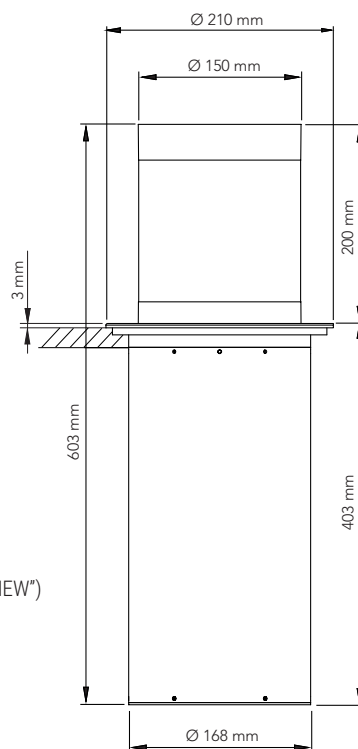
DECORATIVE RETRACTABLE LIGHT
WET AREAS

TECHNICAL DATA

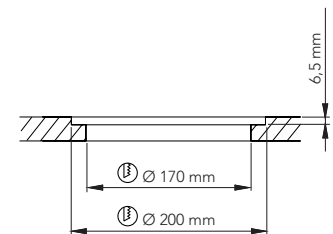
CCT: 2700 K (CODE ENDS IN "2 SSNEW")/ 3000 K (CODE ENDS IN "3 SSNEW")
OSMOTIC VALVE
CONTROL: DALI OR PUSH
CONTROL BOX POWER SUPPLY: 100-240 Vac 50-60 Hz
LIGHT POWER CONSUMPTION: 18 W
MOTOR POWER CONSUMPTION: 24 W

DRAWINGS

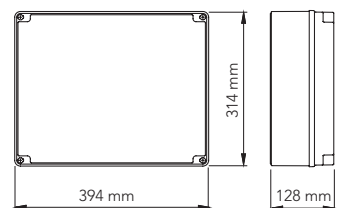
LAMP AND STRUCTURE



CUTTINGS FOR INSTALLATION



CONTROL BOX



LAMP CODE

45 OTTOLIFT02 D2 SSNEW
45 OTTOLIFT02 D3 SSNEW

CONTROL BOX CODE

77 C.BOX DALI 240 *1 LIFTER
77 C.BOX DALI 240 *2 LIFTER
77 C.BOX PUSH 240 *1 LIFTER
77 C.BOX PUSH 240 *2 LIFTER